


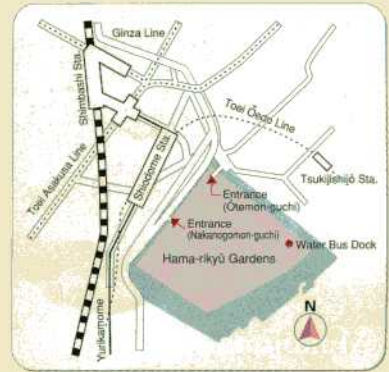
Guide to Metropolitan Gardens

Open from 9:00 to 17:00 (Entry until 16:30)



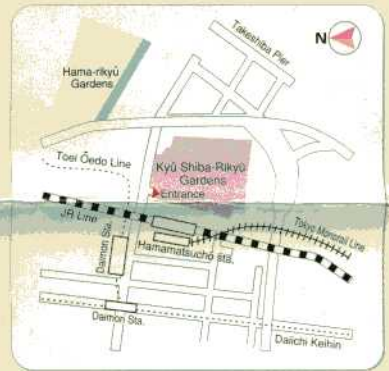
Hama-rikyū Gardens

- 📍 1-1, Hama-rikyū Teien, Chuo-ku, Tokyo 104-0046
- 🚶 【Ōtemon-guchi】
Toei Ōedo Line Shiodome Sta., Tsukijishijo Sta. or Yurikamome Shiodome Sta. (7 minutes on foot)
JR or Tokyo Metro Ginza Line / Toei Asakusa Line, Shimbashi Sta. (12 minutes on foot)
- 🚶 【Nakanogomon-guchi】
Toei-Ōedo Line or Yurikamome Shiodome Sta. (5 minutes on foot)
JR Hamamatsuchō Sta. (15 minutes on foot)
Boat: Water Bus (Ryōgoku → Hama-rikyū → Kasai)
- 📅 Year-end holidays (December 29 to January 1)
- 💰 ¥300* (65 and over: ¥150)
- ☎ Tel: 03-3541-0200



Kyū Shiba-rikyū Gardens

- 📍 1-4-1 Kaigan, Minato-ku, Tokyo 105-0022
- 🚶 JR Hamamatsuchō Sta. North Exit (1 minute on foot)
Toei Asakusa Line/ Ōedo Line, Daimon Sta. (3 minutes on foot)
No parking available
- 📅 Year-end holidays (December 29 to January 3)
- 💰 ¥150* (65 and over: ¥70)
- ☎ Tel: 03-3434-4029



Koishikawa Kōrakuen Gardens

- 📍 1-6-6 Koraku, Bunkyo-ku, Tokyo 112-0004
- 🚶 Toei Ōedo Line, Iidabashi Sta. (2 minutes on foot)
JR Sōbu Line, Iidabashi Sta. (8 minutes on foot)
Tokyo Metro Tōzai Line / Yūrakuchō Line / Namboku Line, Iidabashi Sta. (8 minutes on foot)
Tokyo Metro Marunouchi Line / Namboku Line, Kōrakuen Sta. (8 minutes on foot)
No parking available
- 📅 Year-end holidays (December 29 to January 1)
- 💰 ¥300* (65 and over: ¥150)
- ☎ Tel: 03-3811-3015



Kyū Iwasaki-tei Gardens

- 📍 1-3-45 Ike-no-hata, Taito-ku, Tokyo 110-0008
- 🚶 Tokyo Metro Chiyoda Line, Yushima Sta. (3 minutes on foot)
Tokyo Metro Ginza Line, Ueno-Hirokōji Sta. (10 minutes on foot)
Toei Ōedo Line, Ueno Okachi-machi Sta. (10 minutes on foot)
No parking available
- 📅 Year-end holidays (December 29 to January 1)
- 💰 ¥400* (65 and over: ¥200)
- ☎ Tel: 03-3823-8340

